

SDWC-LOCKER SERIES



SDWC-W507K



SDWC-MC001



SDWS-N001

1 HOW TO USE

● SINGLE CARD MODE

Use an user card to touch open the lock

● BI-CARD MODE

Use an user card along with a service card to touch open within 8 seconds. It cannot be used without the other card.

***Please test lock if it can work before closing the door

2 CARD INTRODUCTION

MANAGEMENT (PROGRAMMING) CARD (The first card is used for the system called "management" card): To set up or cancel customer cards. It shall not be used to open or close a lock.

USER CARD (The authority is given by the management card under the system): For an user to open or close the lock. One lock can set up to 50 user cards

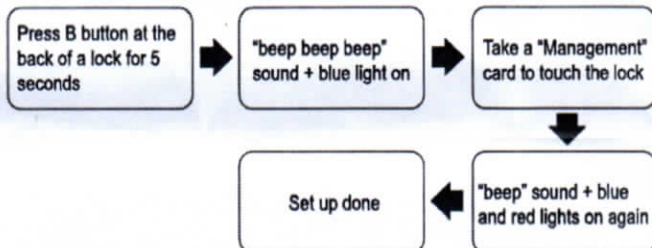
SERVICE CARD (The authority is given by the management card under the bi-card mode): For a server to open the lock along with the a user card. One lock can set up to 5 service cards.

3 SET UP AUTO / MANUAL CLOSE MODE

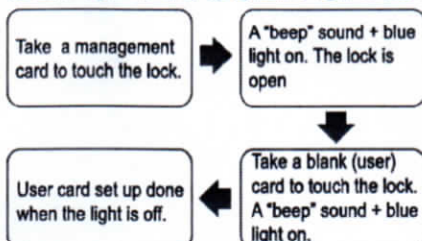
- The lock is set up auto-close mode initially.
- To switch the auto / manual mode, press the button A at back of the lock.

- Auto -close mode ("beep beep" sound):
After the lock is touched on, the plunger will come out after 8 second.
- Manual-close mode (short "beep" sound):
An user has to touch close, then the plunger will come out.

4 SET UP A MANAGEMENT CARD

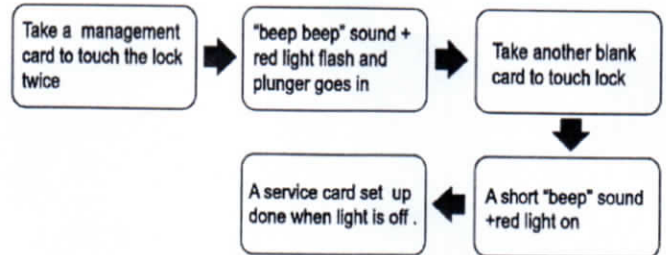


5 SET UP AN USER CARD



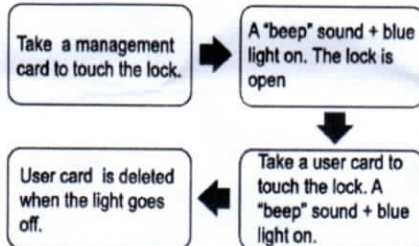
*User can set up to 50 customer cards as long as the blue light is on.

6 SET UP A SERVICE CARD

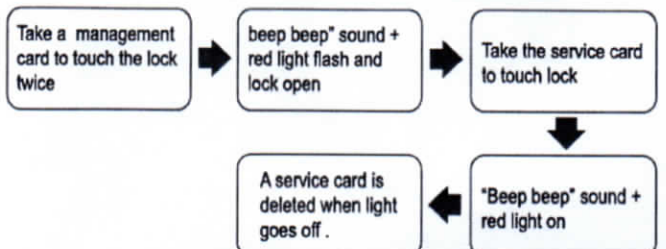


*User can set up to 5 service cards as long as the blue light is on.

7 DELETE AN INDIVIDUAL USER CARD

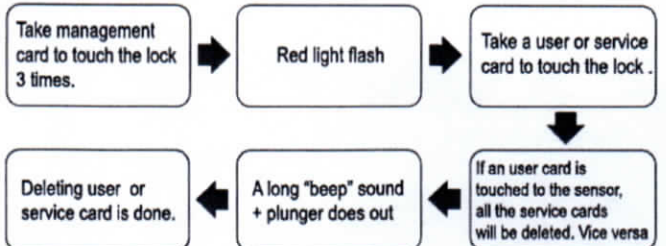


8 DELETE AN INDIVIDUAL SERVICE CARD



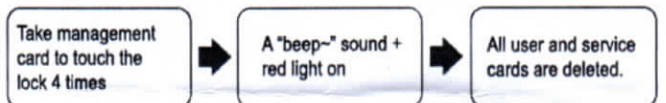
*User can set up to 5 service cards as long as the blue light is on.

9 DELETE ALL SERVICE OR USER CARDS



**As the system is in bi card mode: When service cards are deleted, the system becomes single card mode. When user cards are deleted, the system is still in bi-card mode.

10 DELETE ALL SERVICE AND USER CARDS



11 LOW VOLTAGE ALARM

- If there is a long "beep beep" sound with red light flash twice, it means the battery is low. User can still use around 80 ~ 100 cycles. Please change new batteries.
- When there is "beep-beep-beep-beep-" sound twice. It means the voltage is too low, and the lock will not close.